

INTERRUTTORE ORARIO MECCANICO GIORNALIERO

MECHANICAL DAILY TIME SWITCHES

modello GIORNALIERO
model DAILY TIME

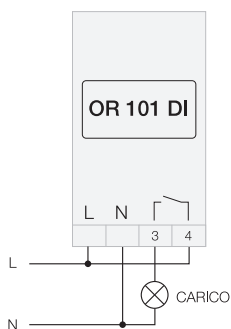
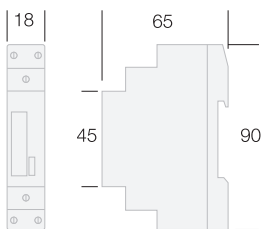
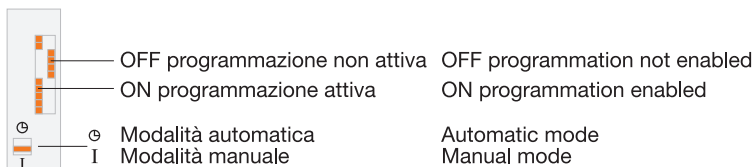
CONFORME ALLE NORME
COMPLIANT WITH

EN 60730-1, EN 60730-2-7



50-60 Hz - 230 Vac
Portata contatti 16 (4) A 250 Vac
Contenitore modulare in guida DIN
Riserva di carica 100 h
Tipo unipolare 1 NO

50-60 Hz - 230 Vac
Load rate 16 (4) A 250 Vac
Case DIN module
Reserve energy 100 h
Type one-pole 1 NO



CODICE	INCANDESCENZA	DUO/ELETTRONICO	FLUORESCENZA	TEMPO INTERMEDIO	PROGRAMMA	MODULO	PESO
CODE	INCANDESCENT	DUO/ELECTRONIC	FLUORESCENT	INTERMEDIATE TIME	PROGRAM	MODULAR	WEIGHT
	Watt	Watt	Watt	min		DIN	gr
OR 101 DI	2000	400	750	15	giornaliero/daily	1	70